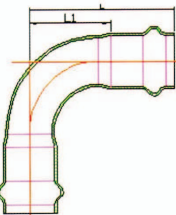


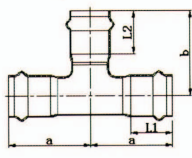
雙壓著另件

90E 彎頭



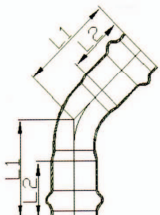
稱呼	規格	L	L1	單價
13	15.88	55	25	38
20	22.22	67	29	48
25	28.58	78	32	63
30	34.0	105	48	138
40	42.7	124	58	169
50	48.6	138	65	225
60	60.5	142	80	321
75	76.3	235	85	2302
90	89.1	300	95	2968

T 三通



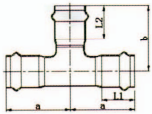
稱呼	規格	L1=L2	a	b	單價
13	15.88	25	45	45	94
20	22.22	29	62	52	123
25	28.58	32	65	58	148
30	34.0	48	89	80	413
40	42.7	58	108	96	526
50	48.6	65	123	106	620
60	60.5	80	143	128	867
75	76.3	85	143	140	2220
90	89.1	95	158	160	2960

45E 彎頭



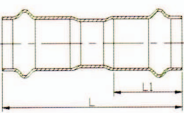
稱呼	規格	L1	L2	單價
13	15.88	100	119	38
20	22.22	100	123	48
25	28.58	100	131	63
30	34.0	200	216	138
40	42.7	200	220	169
50	48.6	200	224	225
60	60.5	200	232	321

TR 異徑三通




稱呼	規格	a	b	L1	L2	單價
20x13	22.22x15.88	62	45	29	25	119
25x20	28.58x22.22	65	54	32	29	155
25x13	28.58x15.88	65	48	32	25	158
30x25	34.0x28.58	89	60	48	32	421
30x20	34.0x22.22	89	57	48	29	423
30x13	34.0x15.88	89	51	48	25	425
40x30	42.7x34.0	108	84	58	48	538
40x25	42.7x28.58	100	66	58	32	538
40x20	42.7x22.22	100	59	58	29	544
40x13	42.7x15.88	100	54	58	25	558
50x40	48.6x42.7	123	99	65	58	625
50x30	48.6x34.0	123	86	65	48	630
50x25	48.6x28.58	110	66	65	32	645
50x20	48.6x22.22	110	63	65	29	658
50x13	48.6x15.88	110	57	65	25	658
60x50	60.5x48.6	143	113	80	65	871
60x40	60.5x42.7	143	102	80	58	875
60x30	60.5x34.0	143	92	80	48	884
60x25	60.5x28.58	130	73	80	32	904
60x20	60.5x22.22	130	69	80	29	925
60x13	60.5x15.88	130	63	80	25	959
75x50	76.3x48.6	125	120	85	65	2220
75x40	76.3x42.7	125	110	85	58	2090
90x75	89.1x76.3	150	145	95	85	2954
90x50	89.1x48.6	135	125	95	65	2773
90x40	89.1x42.7	135	115	95	58	2662

S 接頭



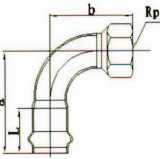
稱呼	規格	L	L1	單價
13	15.88	66	25	29
20	22.22	76	29	40
25	28.58	83	32	52
30	34.0	122	48	104
40	42.7	143	58	134
50	48.6	158	65	159
60	60.5	188	80	227
75	76.3	215	85	1296
90	89.1	215	95	1480

BS 套管接頭



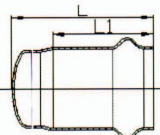
稱呼	規格	L	單價
13	15.88	130	38
20	22.22	145	50
25	28.58	153	60
30	34.0	182	104
40	42.7	380	142
50	48.6	420	169
60	60.5	480	225

90SE(L) 水栓彎頭(長)



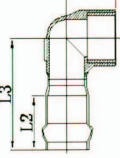
稱呼	規格	L	a	b	單價
13	15.88x1/2"	25	55	48	102
20	22.22x3/4"	29	66	56	140
20	22.22x1/2"				125
25	28.58x1"	32	78	67	195
30	34.0x1-1/4"	48	105	81	275
40	42.7x1-1/2"	58	114	90	369
50	48.6x2"	65	126	103	475
60	60.5x2-1/2"	80	172	127	735

C 管帽



稱呼	規格	L	L1	單價
13	15.88	38	25	52
20	22.22	44	29	67
25	28.58	49	32	81
30	34.0	70	48	171
40	42.7	82	58	206
50	48.6	91	65	260
60	60.5	108	80	369
75	76.3	140	85	1006
90	89.1	150	95	1182

90SE(s) 水栓彎頭(短)



稱呼	規格	L1	L2	L3	單價
13	15.88x1/2"	23.5	25	50	180
20	22.22x1/2"	23.5	25	62	313
20	22.22x3/4"	27.5	29	59	324
25	28.58x1"				360